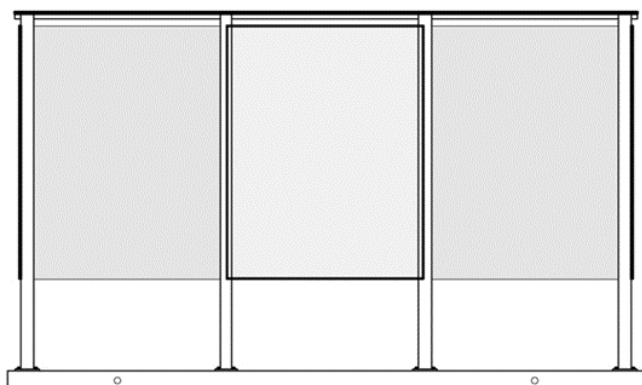


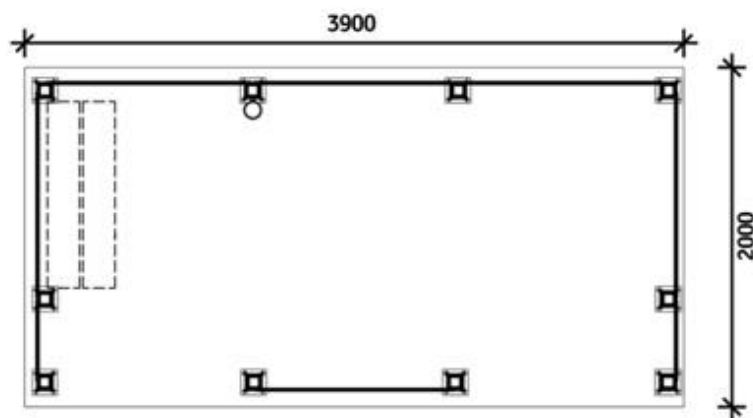


SMOKING SHELTER TYPE 3XL

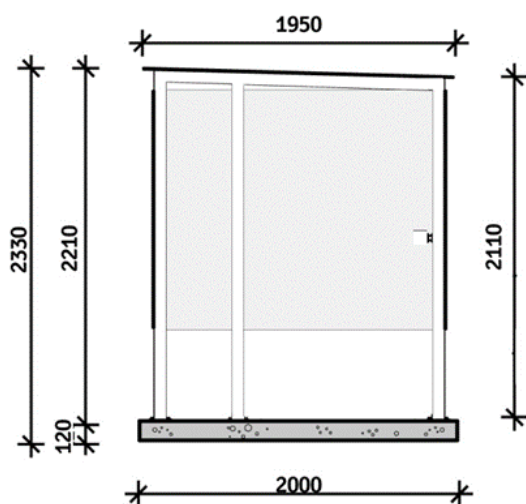
FRONT



PLAN



SIDE



DIMENSIONS

Capacity 14 persons

INTERIOR

2188x3770x1800 (HxWxD)

ENTRANCE

1150

CONCRETE SLAB

120x3900x2000 (HxWxD)

SPECIFICATIONS SURFACE

1. Depth cunette from top of sand 100mm
2. Dimensions 4000x2200 (WxD)
3. Min 300mm free space around shelter

Materials

FRAME

Aluminium epoxy coated
RAL 7016

GLAZING

8 mm safety glass

ROOF

10 mm semi-transparent
laminated safety glass

FOUNDATION

On reinforced concrete slab
Optional on existing pavement

INCLUDES

- 1 ashtray round model
- Seating is optional



UK

+44 (0) 115 894 4371

info@thesmokingshelter.co.uk
thesmokingshelter.co.uk

Spaces, 1650 Waterside drive,
Arlington business park,
Theale, Reading, RG7 4SA

GERMANY

+49 (0) 69-67733-408
+49 (0) 69-67733-200

info@dieraucherkabine.de
www.dieraucherkabine.de

Herriotstr. 1
60528 Frankfurt am Main

NETHERLANDS

+31 (0) 252-576000
+31 (0) 252-576009

info@buitenroken.nl
www.buitenroken.nl

Bijlmermeerstraat 1
2131 AL Hoofddorp

BELGIUM

+32 (0) 3 205 92 95
+32 (0) 3 226 44 82

info@buitenroken.be
www.buitenroken.be

De Keyserlei 5 bus 58
2018 Antwerpen

FRANCE

+33(0)1 5695 1984
+33(0)1 5695 1616

info@abrifumeurs.fr
www.abrifumeurs.fr

37-39 Avenue Ledru Rollin
CS 11237, Paris Cedex 12
F-75570 Paris